

# Introduction: Open Strings

Low

E String

A String

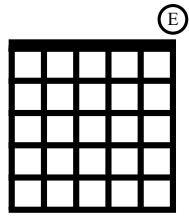
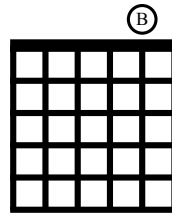
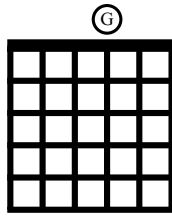
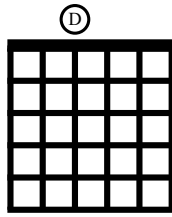
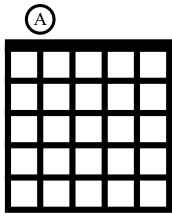
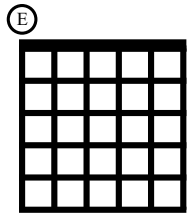
D String

G String

B String

High






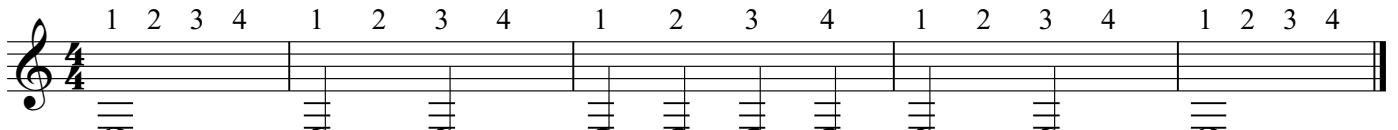
E String



Without playing, say the note names, out loud, 3 times

Play and say the note names, out loud, 3 times

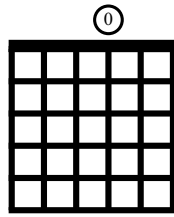
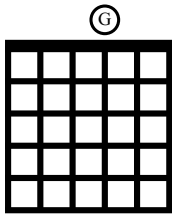
Clap or Play and count, out loud, 3 times



# Lesson 1

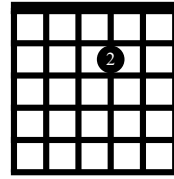
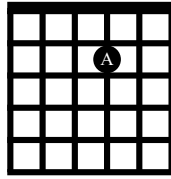
## The Note G (Middle)

G string, open, no fingers  
(say "Oh" for finger numbers)



## The Note A (Middle)

G string, 2nd fret, 2nd finger  
(say "2" for finger numbers)






Without playing, say the note names, out loud, 3 times

Play and say the finger numbers, out loud, 3 times

Play and say the note names, out loud, 3 times

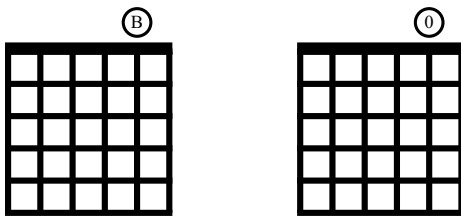
Clap or Play and count, out loud, 3 times



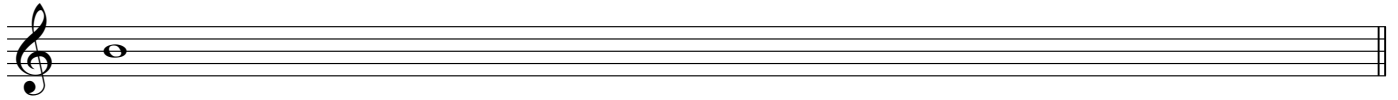
## Lesson 2

## The Note B (Middle)

B string, open, no fingers  
(say "Oh" for finger numbers)



Without playing, say the note names, out loud, 3 times  
Play and say the finger numbers, out loud, 3 times  
Play and say the note names, out loud, 3 times  
Clap or Play and count, out loud, 3 times

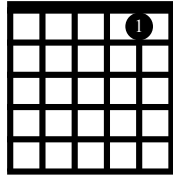





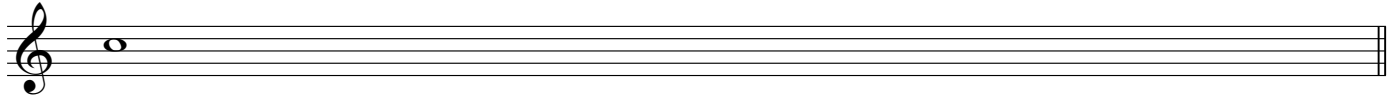
## Lesson 4

## The Note C (Middle)

B string, 1st fret, 1st finger  
(say "1" for finger numbers)



Without playing, say the note names, out loud, 3 times  
Play and say the finger numbers, out loud, 3 times  
Play and say the note names, out loud, 3 times  
Clap or Play and count, out loud, 3 times



# Lesson 5

Ten staves of musical notation in 4/4 time. Each staff contains a sequence of notes and rests, primarily using quarter and eighth notes. The notes are mostly G, A, B, and C, with some D notes. The rests are mostly quarter and eighth rests. The notation is in treble clef.

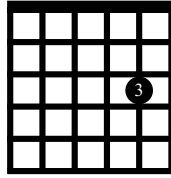

## G Major Tetrachord

Four staves of musical notation in 4/4 time, illustrating the G Major Tetrachord. The first staff shows the tetrachord in its basic form: G4, A4, B4, C5. The second staff shows the tetrachord in its ascending form: G4, A4, B4, C5, D5, E5, F5, G5. The third staff shows the tetrachord in its descending form: G5, F5, E5, D5, C5, B4, A4, G4. The fourth staff shows the tetrachord in its descending form with a final whole note: G5, F5, E5, D5, C5, B4, A4, G4.

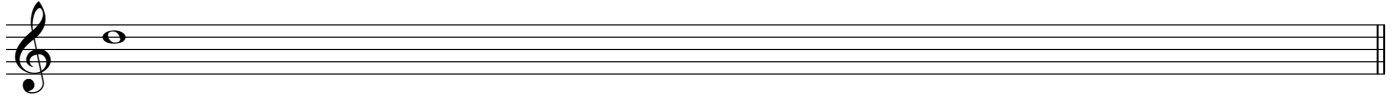
## Lesson 6

## The Note D (Middle)

B string, 3rd fret, 3rd finger  
(say "3" for finger numbers)



Without playing, say the note names, out loud, 3 times  
Play and say the finger numbers, out loud, 3 times  
Play and say the note names, out loud, 3 times  
Clap or Play and count, out loud, 3 times



# Lesson 7



## Ode to Joy in G Major

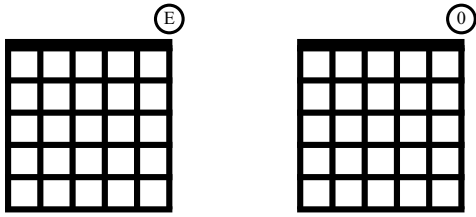





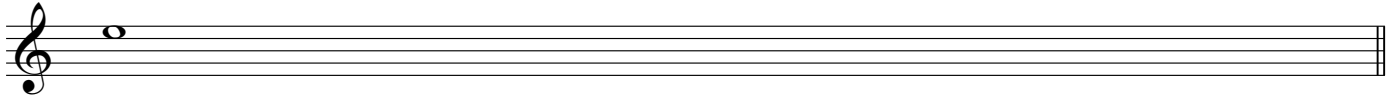
## Lesson 8

## The Note E (High)

High E string, open, no fingers  
(say "Oh" for finger numbers)



Without playing, say the note names, out loud, 3 times  
Play and say the finger numbers, out loud, 3 times  
Play and say the note names, out loud, 3 times  
Clap or Play and count, out loud, 3 times



A series of 12 musical staves in 4/4 time, each containing a sequence of notes for a piano exercise. The notes are as follows:

- Staff 1: C4, C4, D4, D4, E4, E4, F4, F4, G4, G4, A4, A4, B4, B4, C5
- Staff 2: C4, C4, D4, D4, E4, E4, F4, F4, G4, G4, A4, A4, B4, B4, C5
- Staff 3: C4, C4, D4, D4, E4, E4, F4, F4, G4, G4, A4, A4, B4, B4, C5
- Staff 4: C4, C4, D4, D4, E4, E4, F4, F4, G4, G4, A4, A4, B4, B4, C5
- Staff 5: C4, C4, D4, D4, E4, E4, F4, F4, G4, G4, A4, A4, B4, B4, C5
- Staff 6: C4, C4, D4, D4, E4, E4, F4, F4, G4, G4, A4, A4, B4, B4, C5
- Staff 7: C4, C4, D4, D4, E4, E4, F4, F4, G4, G4, A4, A4, B4, B4, C5
- Staff 8: C4, C4, D4, D4, E4, E4, F4, F4, G4, G4, A4, A4, B4, B4, C5
- Staff 9: C4, C4, D4, D4, E4, E4, F4, F4, G4, G4, A4, A4, B4, B4, C5
- Staff 10: C4, C4, D4, D4, E4, E4, F4, F4, G4, G4, A4, A4, B4, B4, C5
- Staff 11: C4, C4, D4, D4, E4, E4, F4, F4, G4, G4, A4, A4, B4, B4, C5
- Staff 12: C4, C4, D4, D4, E4, E4, F4, F4, G4, G4, A4, A4, B4, B4, C5

Hot Cross Buns in C Major

Musical staff for 'Hot Cross Buns in C Major' in 4/4 time. The notes are: C4, C4, D4, D4, E4, E4, F4, F4, G4, G4, A4, A4, B4, B4, C5.


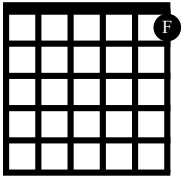
Mary Had a Little Lamb in C Major

Musical staff for 'Mary Had a Little Lamb in C Major' in 4/4 time. The notes are: C4, C4, D4, D4, E4, E4, F4, F4, G4, G4, A4, A4, B4, B4, C5.

## Lesson 10

## The Note F (High)

High E string, 1st fret, 1st finger  
(say "1" for finger numbers)


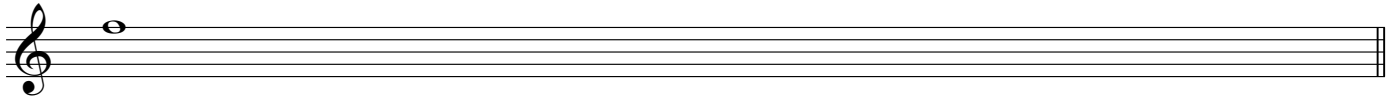


Without playing, say the note names, out loud, 3 times

Play and say the finger numbers, out loud, 3 times

Play and say the note names, out loud, 3 times

Clap or Play and count, out loud, 3 times



# Lesson 11

Ten staves of musical notation in 4/4 time. Each staff contains a sequence of notes: Staff 1: C4, C4, C4, C4, C4, C4, C4, C4, C4, C4. Staff 2: C4, C4, C4, C4, C4, C4, C4, C4, C4, C4. Staff 3: C4, C4, C4, C4, C4, C4, C4, C4, C4, C4. Staff 4: C4, C4, C4, C4, C4, C4, C4, C4, C4, C4. Staff 5: C4, C4, C4, C4, C4, C4, C4, C4, C4, C4. Staff 6: C4, C4, C4, C4, C4, C4, C4, C4, C4, C4. Staff 7: C4, C4, C4, C4, C4, C4, C4, C4, C4, C4. Staff 8: C4, C4, C4, C4, C4, C4, C4, C4, C4, C4. Staff 9: C4, C4, C4, C4, C4, C4, C4, C4, C4, C4. Staff 10: C4, C4, C4, C4, C4, C4, C4, C4, C4, C4.

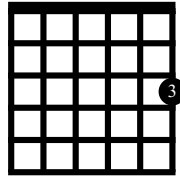
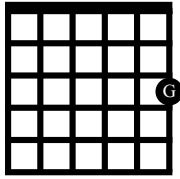
## C Major Tetrachord

Four staves of musical notation in 4/4 time, each containing a sequence of notes: Staff 1: C4, C4, C4, C4, C4, C4, C4, C4, C4, C4. Staff 2: C4, C4, C4, C4, C4, C4, C4, C4, C4, C4. Staff 3: C4, C4, C4, C4, C4, C4, C4, C4, C4, C4. Staff 4: C4, C4, C4, C4, C4, C4, C4, C4, C4, C4.

## Lesson 12

## The Note G (High)

High E string, 3rd fret, 3rd finger  
(say "3" for finger numbers)





Without playing, say the note names, out loud, 3 times

Play and say the finger numbers, out loud, 3 times

Play and say the note names, out loud, 3 times

Clap or Play and count, out loud, 3 times



# Lesson 13



## Ode to Joy in C Major

